



JANUAR 2024

Interface Design 2 – A CPAP Device



TINA PUSELJIC
MIA WANNAGS



PROF. CARMEN MENZEL
HfG GMÜND

JANUAR 2024

vent —



23:37

Agenda —


01 Disease & Therapy

02 Benchmarking

03 Function


04 Form

05 Design Principles




Disease & Therapy

01



Sleep Apnea —

Sleep apnea is a sleep disorder characterized by brief interruptions in breathing during sleep, often due to airway blockages. This can result in poor sleep and daytime fatigue. Treatment options include the use of devices like CPAP machines and lifestyle changes.




Sleep Apnea —

Sleep apnea is a sleep disorder characterized by brief interruptions in breathing during sleep, often due to airway blockages. This can result in poor sleep and daytime fatigue. Treatment options include the use of devices like CPAP machines and lifestyle changes.



Diagnosis in the sleep laboratory



Sleep Apnea —

Sleep apnea is a sleep disorder characterized by brief interruptions in breathing during sleep, often due to airway blockages. This can result in poor sleep and daytime fatigue. Treatment options include the use of devices like CPAP machines and lifestyle changes.

- 01 Diagnosis in the sleep laboratory
- 02 Receiving a CPAP machine

Sleep Apnea —

Sleep apnea is a sleep disorder characterized by brief interruptions in breathing during sleep, often due to airway blockages. This can result in poor sleep and daytime fatigue. Treatment options include the use of devices like CPAP machines and lifestyle changes.

- 01 Diagnosis in the sleep laboratory
- 02 Receiving a CPAP machine
- 03 Stopping breathing during sleep is prevented

Sleep Apnea —

Sleep apnea is a sleep disorder characterized by brief interruptions in breathing during sleep, often due to airway blockages. This can result in poor sleep and daytime fatigue. Treatment options include the use of devices like CPAP machines and lifestyle changes.

- 01 Diagnosis in the sleep laboratory
- 02 Receiving a CPAP machine
- 03 Stopping breathing during sleep is prevented
- 04 Symptoms are alleviated


Respiratory Therapy —

CPAP therapy effectively treats sleep apnea by maintaining open airways with continuous air pressure. This minimizes disruptions, enhancing sleep quality and reducing daytime fatigue. Regular, personalized monitoring by healthcare professionals is vital for its success.



Start

Turn on the device



Respiratory Therapy —

CPAP therapy effectively treats sleep apnea by maintaining open airways with continuous air pressure. This minimizes disruptions, enhancing sleep quality and reducing daytime fatigue. Regular, personalized monitoring by healthcare professionals is vital for its success.

- **Fill humidifier**
Is filled with distilled water
- **Start**
Turn on the device

Respiratory Therapy —

CPAP therapy effectively treats sleep apnea by maintaining open airways with continuous air pressure. This minimizes disruptions, enhancing sleep quality and reducing daytime fatigue. Regular, personalized monitoring by healthcare professionals is vital for its success.

- **Put on the Mask**
Air pressure starts automatically
- **Fill humidifier**
Is filled with distilled water
- **Start**
Turn on the device

Respiratory Therapy —

CPAP therapy effectively treats sleep apnea by maintaining open airways with continuous air pressure. This minimizes disruptions, enhancing sleep quality and reducing daytime fatigue. Regular, personalized monitoring by healthcare professionals is vital for its success.

- **Start the Ramp**
Regulates the increase in pressure
- **Put on the Mask**
Air pressure starts automatically
- **Fill humidifier**
Is filled with distilled water
- **Start**
Turn on the device

Respiratory Therapy —

CPAP therapy effectively treats sleep apnea by maintaining open airways with continuous air pressure. This minimizes disruptions, enhancing sleep quality and reducing daytime fatigue. Regular, personalized monitoring by healthcare professionals is vital for its success.

- **Go to sleep**
Therapy happen during sleep
- **Start the Ramp**
Regulates the increase in pressure
- **Put on the Mask**
Air pressure starts automatically
- **Fill humidifier**
Is filled with distilled water
- **Start**
Turn on the device


Respiratory Therapy —

CPAP therapy effectively treats sleep apnea by maintaining open airways with continuous air pressure. This minimizes disruptions, enhancing sleep quality and reducing daytime fatigue. Regular, personalized monitoring by healthcare professionals is vital for its success.



Put off the Mask

Air pressure ends automatically



Respiratory Therapy —

CPAP therapy effectively treats sleep apnea by maintaining open airways with continuous air pressure. This minimizes disruptions, enhancing sleep quality and reducing daytime fatigue. Regular, personalized monitoring by healthcare professionals is vital for its success.



Put off the Mask

Air pressure ends automatically



Turn off device

In addition to the off button for therapy

Respiratory Therapy —

CPAP therapy effectively treats sleep apnea by maintaining open airways with continuous air pressure. This minimizes disruptions, enhancing sleep quality and reducing daytime fatigue. Regular, personalized monitoring by healthcare professionals is vital for its success.



Put off the Mask

Air pressure ends automatically



Turn off device

In addition to the off button for therapy



Clean device & accessories

just use wet wipes

Respiratory Therapy —

CPAP therapy effectively treats sleep apnea by maintaining open airways with continuous air pressure. This minimizes disruptions, enhancing sleep quality and reducing daytime fatigue. Regular, personalized monitoring by healthcare professionals is vital for its success.



Put off the Mask

Air pressure ends automatically



Turn off device

In addition to the off button for therapy



Clean device & accessories

just use wet wipes



Tidy up accessories


Every accessory needs its place

Respiratory Therapy —

CPAP therapy effectively treats sleep apnea by maintaining open airways with continuous air pressure. This minimizes disruptions, enhancing sleep quality and reducing daytime fatigue. Regular, personalized monitoring by healthcare professionals is vital for its success.

- **Put off the Mask**
Air pressure ends automatically
- **Turn off device**
In addition to the off button for therapy
- **Clean device & accessories**
just use wet wipes
- **Tidy up accessories**
Every accessory needs its place
- **Start the day**
Symptoms caused by poor sleep should not be there

Benchmarking —



vent CPAP DEVICE

Benchmarking —

Marke: Philips

Modell: Dream Station



Interface physical

Button: on/off

Button: Rampe

Screen

Universal
Turn-Push
Button

INTERFACE 2

TINA & MIA

vent CPAP DEVICE


Benchmarking —

Marke: Philips

Modell: Dream Station



Information Architecture



Screen



Universal
Turn-Push Button

vent CPAP DEVICE


Benchmarking —

Marke: Philips

Modell: Dream Station



Information Architecture



Screen



Universal
Turn-Push Button

vent CPAP DEVICE

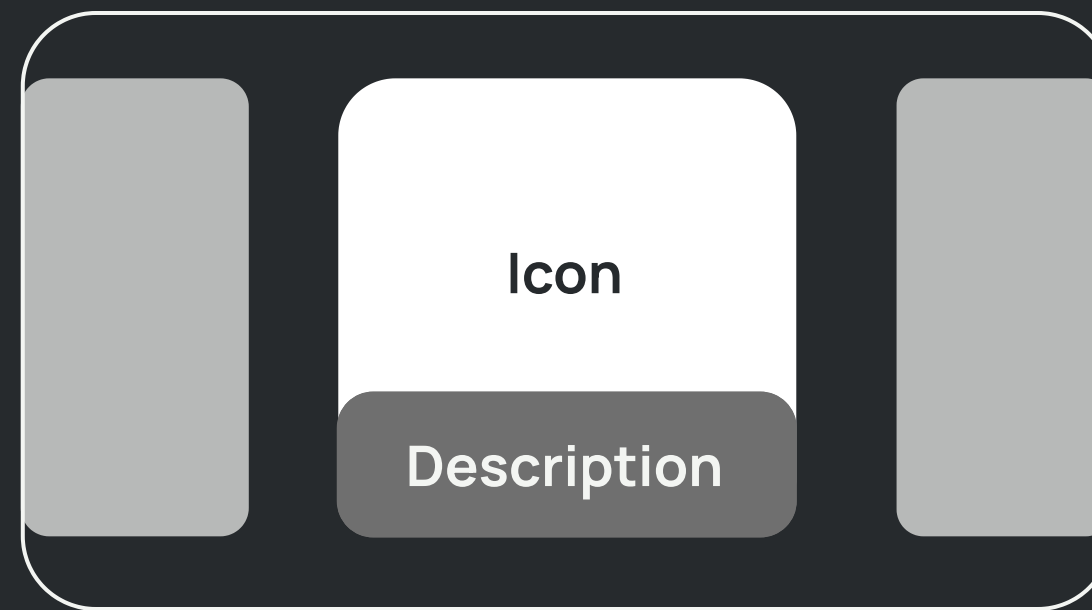
Benchmarking —

Marke: Philips

Modell: Dream Station



Interface digital



Screen

vent CPAP DEVICE

Benchmarking —

Marke: Philips

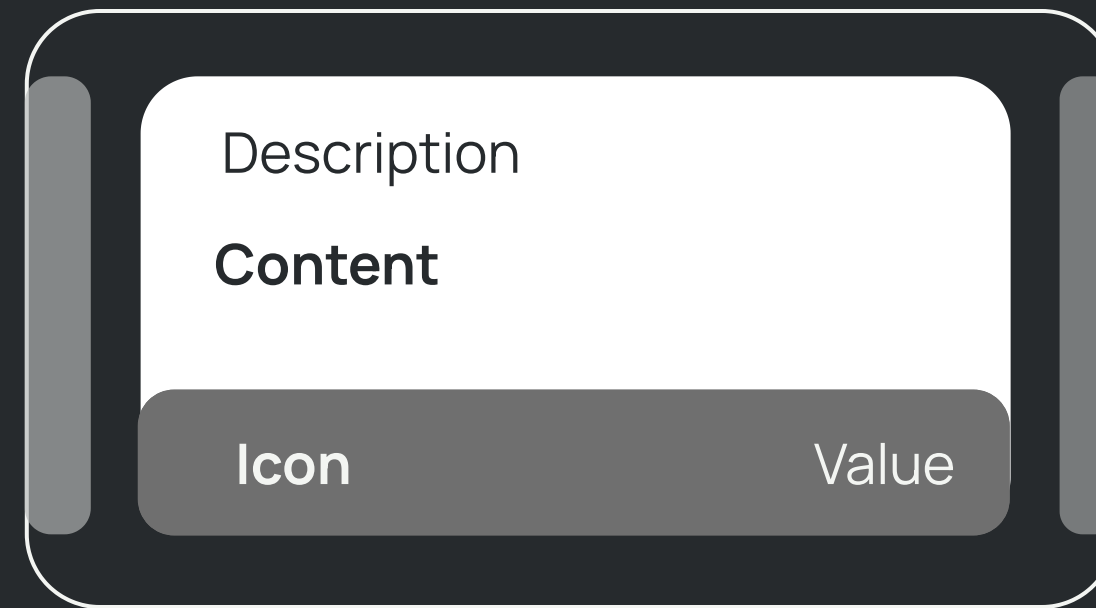
Modell: Dream Station



INTERFACE 2

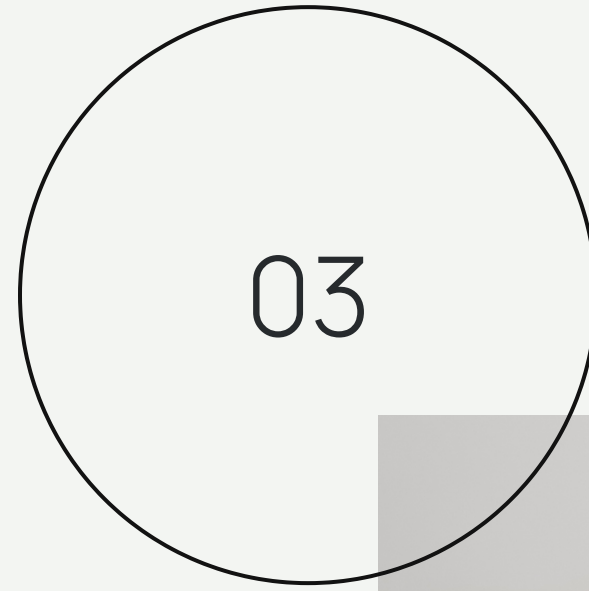
TINA & MIA

Interface digital




Screen

Function —



Most important functions —

The functions rated as most important and decisive by users are, firstly, the pressure increase for a gentle acclimatization to the therapy, then the assistance with the correct fit of the mask and the profitability of the entire modular system.



Most important functions —

The functions rated as most important and decisive by users are, firstly, the pressure increase for a gentle acclimatization to the therapy, then the assistance with the correct fit of the mask and the profitability of the entire modular system.

01

Pressure increase

Start of the daily therapy session

- Many users have serious problems with it
- crucial for the success of therapy

Most important functions —

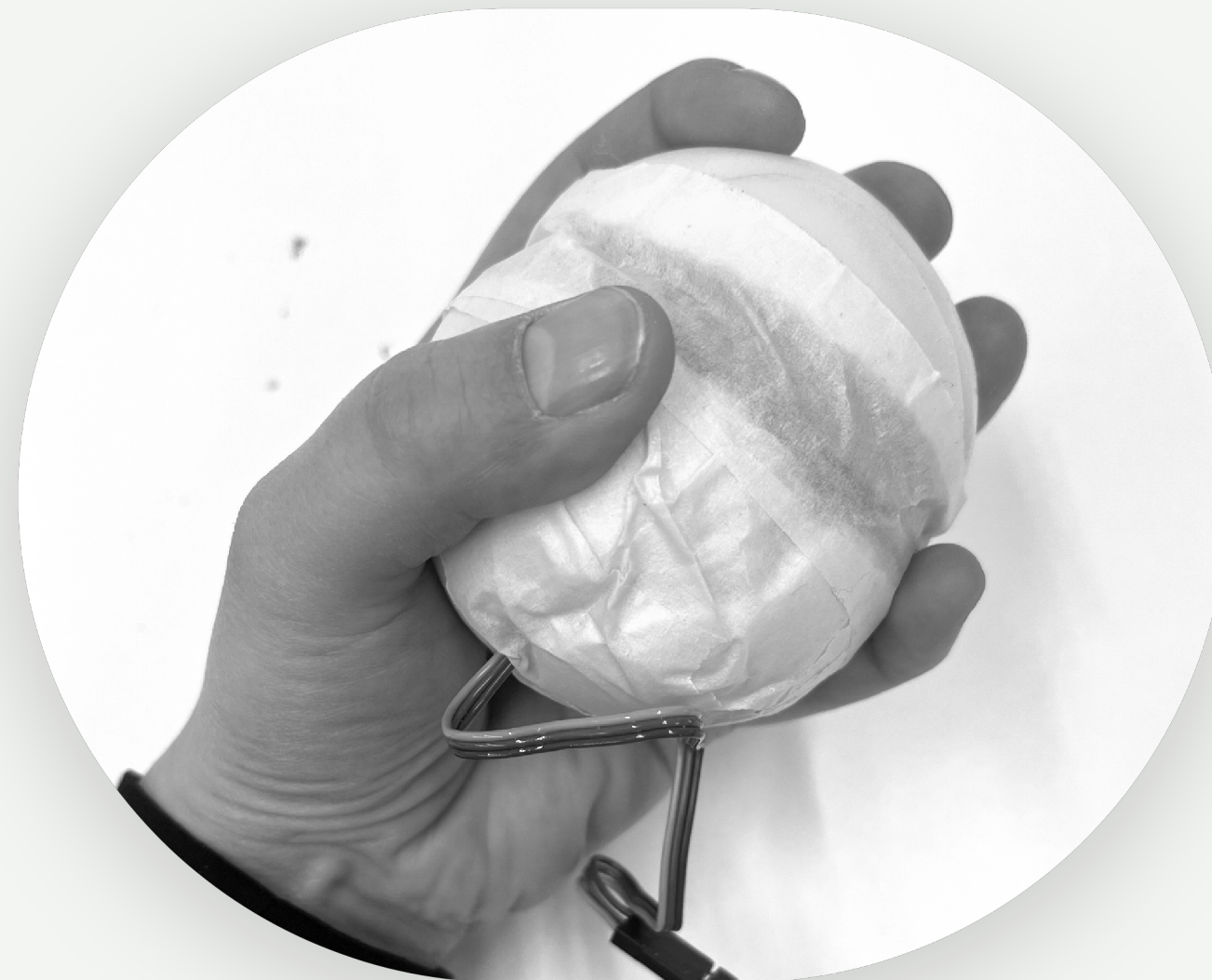
The functions rated as most important and decisive by users are, firstly, the pressure increase for a gentle acclimatization to the therapy, then the assistance with the correct fit of the mask and the profitability of the entire modular system.

01

Pressure increase

Start of the daily therapy session

- Many users have serious problems with it
- crucial for the success of therapy



Most important functions —

The functions rated as most important and decisive by users are, firstly, the pressure increase for a gentle acclimatization to the therapy, then the assistance with the correct fit of the mask and the profitability of the entire modular system.

01

Pressure increase

Start of the daily therapy session

- Many users have serious problems with it
- crucial for the success of therapy

02

Mask fit

Important for air supply

- Particularly difficult for beginners or when changing mask types

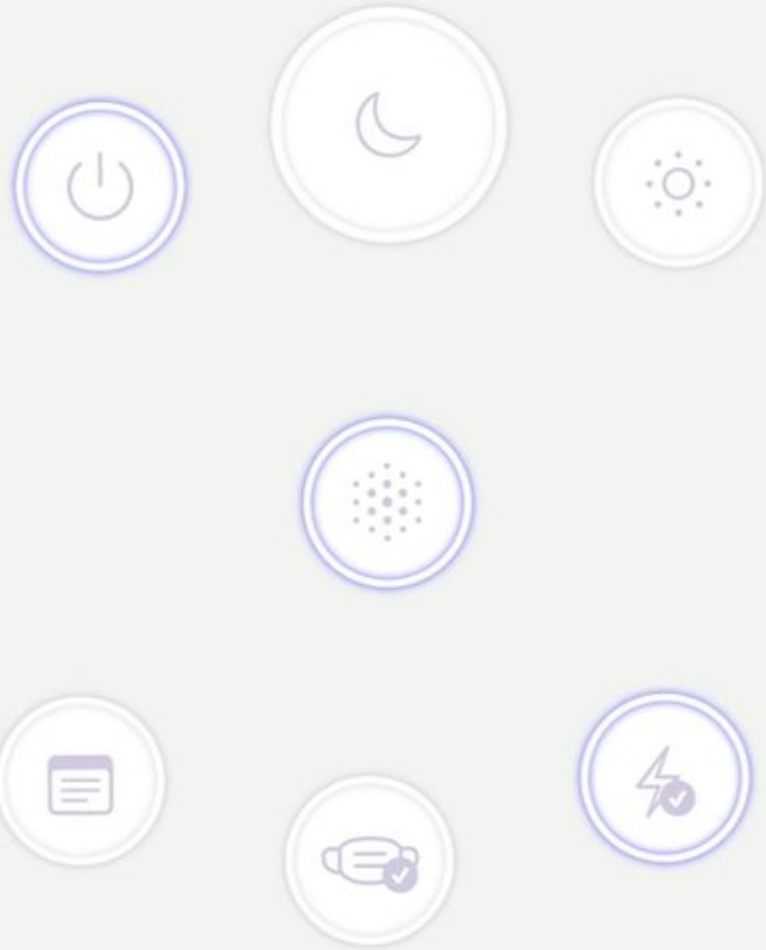
03

Portable

Therapeutic success through uninterrupted use

- size of the device itself
- portable of items and accessories


Function —




**Das Gerät
funktioniert
optimal**

Form —

04



Form —



Design Principles —

05

Design Principles — Font

holistic, cozy & clean

SF Pro Display

Headline


Subheadline

Text Bold

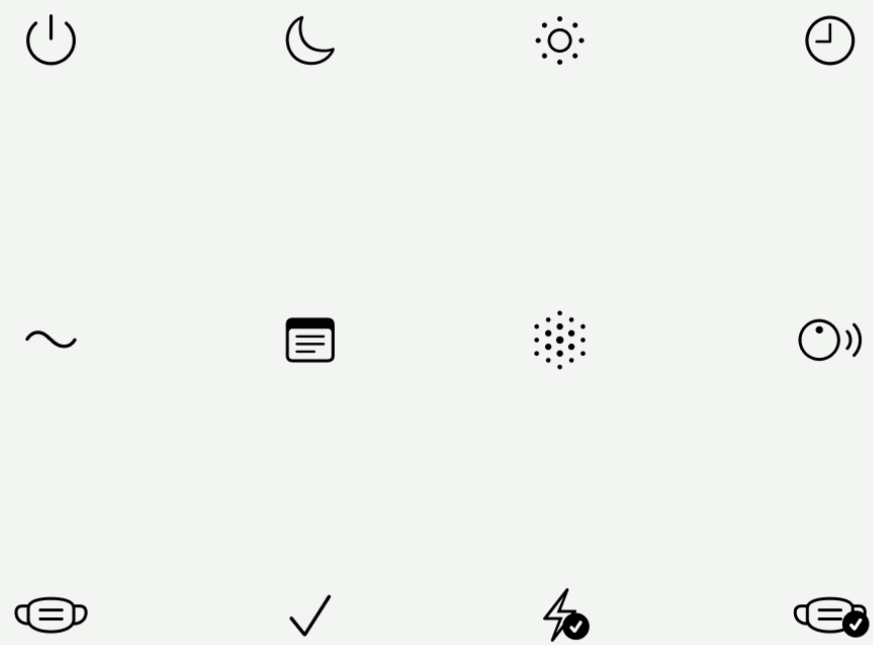
Text Reg

Design Principles —


holistic, cozy & clean



Icons




Color



Design Principles —

holistic, cozy & clean



Wording

Ramp



Pressure Increase

Insurance Informationen



Therapy Success



Autogenic feedback

Design Principles — Integration

holistic, cozy & clean

in common bed rooms

23:37

Design Principles — Materials


holistic, cozy & clean

Plastic

Easy to Clean
Matt finish

Cotton Fiber

Warm Touch
Absorb Moisture



Q&A —

Thanks for listening

